



G560 LIGHTSYNC PC GAMING SPEAKERS

Recommended LIGHTSYNC Screen Sampler Settings for

StarCraft 2

Below is the recommended settings for G560 LIGHTSYNC PC Gaming Speakers using the Screen Sampler feature of Logitech G LIGHTSYNC™ technology. To learn more on how to use the Screen Sampler feature, see video and guide [here](#).

Graphics Settings:

Resolution	1920 x 1080
UI Scale	n/a
Display Mode	Windowed (Fullscreen)

Configuration Notes:

The number next to the speaker lighting zone in parentheses () indicates the highlighted zone seen in the screenshot below.

Left Speaker:

Back (1)	Positioned away from the left side of the screen and shorter to avoid collision with any windows. This also concentrates sampling area to give more contrast around units on screen.
Front (3)	Placed within the left hand side of the selected unit portrait to add some ambience to the game.

Right Speaker:

Back (2)	Positioned away from the right side of the screen and shorter to avoid collision with any windows. This also concentrates sampling area to give more contrast around the units on screen.
Front (4)	Placed within the right hand side of the selected unit portrait to add some ambience to the game.




Suggested sampling areas:




Copyright © 2018 BLIZZARD ENTERTAINMENT, INC. www.blizzard.com


- Back (yellow)
 - Left Back (1)

	X	328	Width	29
	Y	235	Height	164

- Right Back (2)

	X	1500	Width	29
	Y	235	Height	164

- Front (orange)
 - Left Front (3)

	X	1390	Width	60
	Y	878	Height	190

- Right Front (4)

	X	1447	Width	60
	Y	878	Height	190

