



G560 LIGHTSYNC PC GAMING SPEAKERS

Recommended LIGHTSYNC Screen Sampler Settings for

Overwatch

Below is the recommended settings for G560 LIGHTSYNC PC Gaming Speakers using the Screen Sampler feature of Logitech G LIGHTSYNC technology. To learn more on how to use the Screen Sampler feature, see video and instructions [here](#).

Graphics Settings:

| | |
|---------------------|---------------------|
| Resolution | 1920 x 1080 |
| Aspect Ratio | 16:9 |
| Display Mode | Borderless Windowed |

Configuration Notes:

The number next to the speaker lighting zone in parentheses () indicates the highlighted zone seen in the screenshot below.

Left Speaker:

| | |
|-----------|---|
| Back (1) | Positioned along the whole left side of the screen to create a subtle ambience to flow from screen to room/wall. |
| Front (3) | Placed over the ultimate meter (along with the Right Front (4) light) to help alert when the ultimate skill is ready. |

Right Speaker:

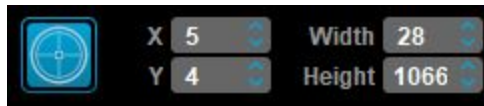
| | |
|-----------|---|
| Back (2) | Positioned along the whole right side of the screen to create a subtle ambience to flow from screen to room/wall. |
| Front (4) | Placed over the ultimate meter (along with the Left Front (3) light) to help alert when the ultimate skill is ready. |

Suggested sampling areas:

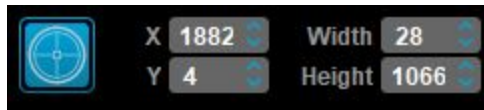


Copyright © 2018 BLIZZARD ENTERTAINMENT, INC. www.blizzard.com

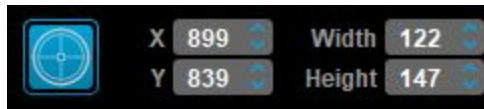
- Back (yellow)
 - Left Back (1)



- Right Back (2)



- Front (orange)
 - Left Front (3)



- Right Front (4)

