



## G560 LIGHTSYNC PC GAMING SPEAKERS

Recommended LIGHTSYNC Screen Sampler Settings for

# Heroes of the Storm

Below is the recommended settings for G560 LIGHTSYNC PC Gaming Speakers using the Screen Sampler feature of Logitech G LIGHTSYNC™ technology. To learn more on how to use the Screen Sampler feature, see video and guide [here](#).

### Graphics Settings:

<b>Resolution</b>	1920 x 1080
<b>UI Scale</b>	n/a
<b>Display Mode</b>	Windowed (Fullscreen)

### Configuration Notes:

The number next to the speaker lighting zone in parentheses () indicates the highlighted zone seen in the screenshot below.

#### Left Speaker:

Back (1)	Positioned away from the left side of the screen and shorter to avoid collision with other UI elements. This also concentrates sampling area to give more contrast around units on screen.
Front (3)	Placed lower on the right side of the screen, away from character ability windows.

#### Right Speaker:

Back (2)	Positioned away from the right side of the screen and shorter to avoid collision with other UI elements. This also concentrates sampling area to give more contrast around units on screen.
Front (4)	Placed lower on the left side of the screen, away from the mini map.

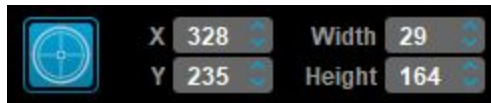
## Suggested sampling areas:



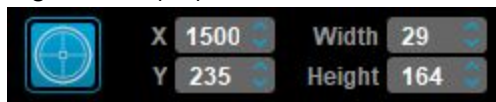
Copyright © 2018 BLIZZARD ENTERTAINMENT, INC. www.blizzard.com

- Back (yellow)

- Left Back ( 1 )

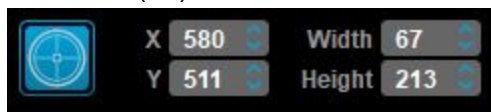


- Right Back ( 2 )



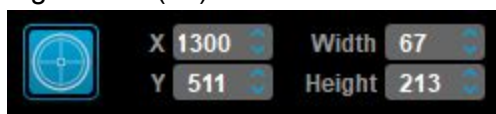
- Front (orange)

- Left Front ( 3 )



- 

- Right Front ( 4 )



-