



## G560 LIGHTSYNC PC GAMING SPEAKERS

Recommended LIGHTSYNC Screen Sampler Settings for

# Forza 7

Below is the recommended settings for G560 LIGHTSYNC PC Gaming Speakers using the Screen Sampler feature of Logitech G LIGHTSYNC™ technology. To learn more on how to use the Screen Sampler feature, see video and guide [here](#).

### Graphics Settings:

<b>Monitor Resolution</b>	1920 x 1080
<b>Interface Size</b>	100%
<b>Game Mode</b>	fullscreen

### Configuration Notes:

Some in-game on screen displays are relocated, but the positions work well with most in-car views.

#### Left Speaker:

Back (1)	Captures ambient background light
Front (3)	Captures shift indicator color change

#### Right Speaker:


Back (2)	Captures ambient background light
Front (4)	Captures Tachometer Redline

## Suggested sampling areas:




Copyright © 2018 Microsoft. All rights reserved. <https://www.xbox.com/en-US/games/forza-7>


- Back (yellow)
  - Left Back ( 1 )

	X	286	Width	173
	Y	459	Height	127


- Right Back ( 2 )

	X	1348	Width	185
	Y	452	Height	140

- Front (orange)
  - Left Front ( 3 )

	X	1703	Width	33
	Y	824	Height	54

- Right Front ( 4 )

	X	1808	Width	49
	Y	836	Height	127